

# Duplexvent FLEXI DV2600

Flexi Line Side Entry -  
Up to 2910 m<sup>3</sup>/h air volume



## KEY FEATURES

- Air volume up to 2500 m<sup>3</sup>/hr @ 200 Pa
- Excellent heat recovery efficiency, up to 91%
- Versatile unit positioning with floor and ceiling suspended mounting options
- Low SFP with energy saving EC fans
- Low noise, refer to NR35 and BB93 standards
- 100% adjustable digital controller with internet and BMS connection
- BREEAM, Passive House and ErP 2016 / 2018 compliant
- 2 year warranty +

## PERFORMANCE

Sound Power Level Lw (dB)	dB (A)	63	125	250	500	1 k	2 k	4 k	8 k
Outdoor air e1	45	60	58	46	36	33	29	<25	<25
Supply air e2	68	81	77	72	61	60	56	51	48
Extract air i1	44	59	58	45	35	32	28	<25	<25
Exhaust air i2	67	81	77	71	60	59	55	50	47
Breakout noise	64	66	73	70	55	52	48	41	33
Sound Pressure Level Ld	dB (A)	63	125	250	500	1 k	2 k	4 k	8 k
To the surrounding	43	45	53	49	34	32	28	<25	<25

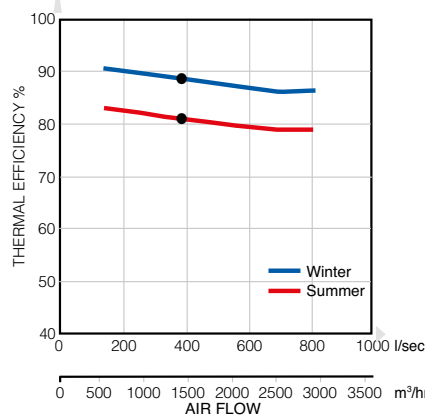
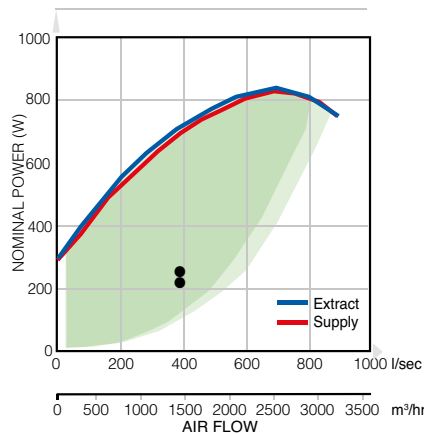
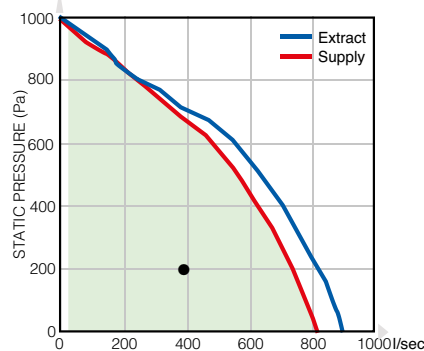
Sound pressure level is measured at 3m distance

Ventilation		Supply Air	Extract Air
Maximum air volume @ 200 Pa	m <sup>3</sup> /h / l/s	2500 / 694.44	2500 / 694.44
Air volume @ 200 Pa*	m <sup>3</sup> /h / l/s	1400 / 389	1400 / 389
Nominal voltage	V	230	230
Voltage (at operation point)*	V	230	230
Nominal power (at operation point)*	W	305	271
Max connection power	W	870	870
Max current	A	4.5	4.5
Filters		F7	M5
Fan type		EC	EC

\* Note: ● The figures above have been measured at 1400 m<sup>3</sup>/h and 200 Pa. Please use the Duplexvent Selection Software to calculate measurements at other performance levels.

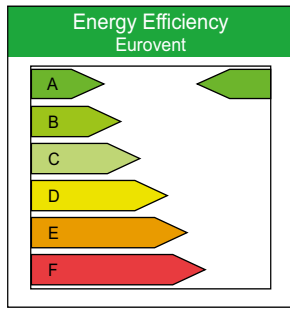
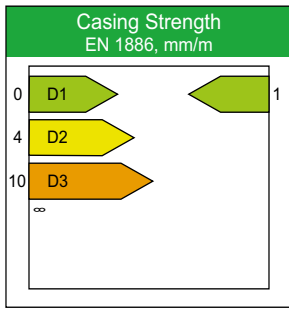
Heat Recovery		Supply Air	Extract Air
Maximum air volume @ 200 Pa	m <sup>3</sup> /h / l/s	2500 / 694.44	2500 / 694.44
Air volume @ 200 Pa*	m <sup>3</sup> /h / l/s	1400 / 389	1400 / 389
Temperature at inlet*	°C	-10	22
Temperature at outlet*	°C	17	1
Humidity at inlet*	%rh	90	40
Humidity at outlet*	%rh	12	100
Thermal efficiency in winter / summer	%	84 / 81	
Performance in winter / summer	kW	13.1 / -1.6	
Condensation	l/h	4.2	
Type of heat exchanger		Counter Flow, Plastic	
Part No.		90000069	

\* Note: ● The figures above have been measured at 1400 m<sup>3</sup>/h and 200 Pa. Please use the Duplexvent Selection Software to calculate measurements at other performance levels.

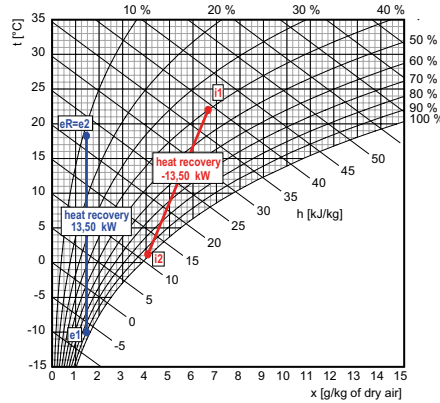
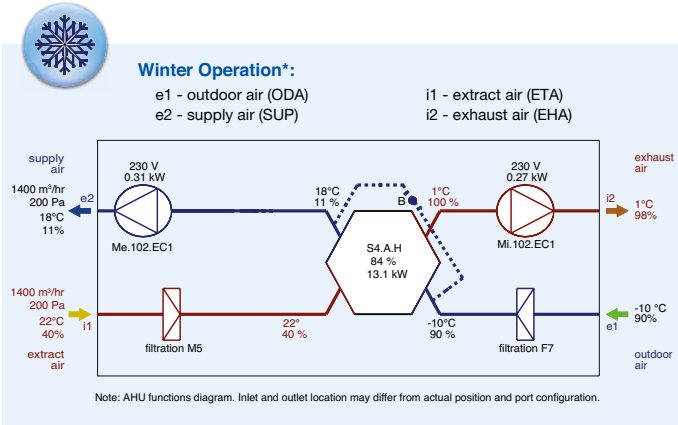


+excludes motors. Motor warranty one year from date of purchase.





2016 / 2018

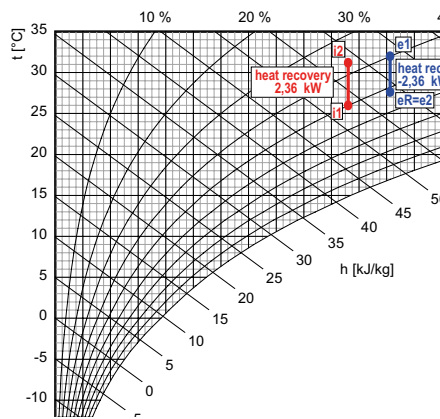
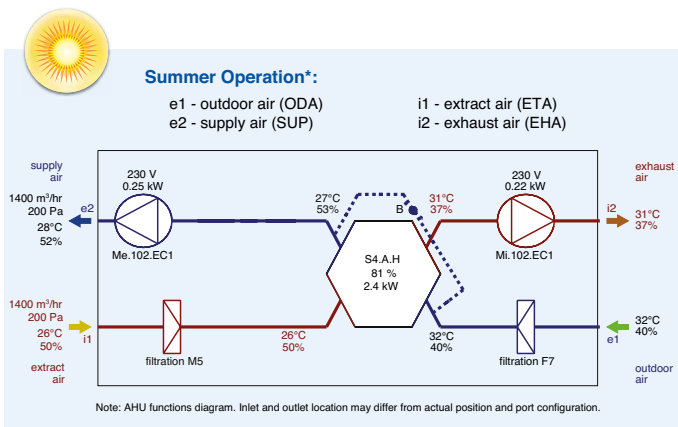


#### Supply

Description	t [°C]	rh [%]
e1 Outdoor Air	-10.0	90
e2 Supply Air	17.0	12

#### Exhaust

Description	t [°C]	rh [%]
i1 Extract Air	22.0	40
i2 Exhaust Air	1.0	100



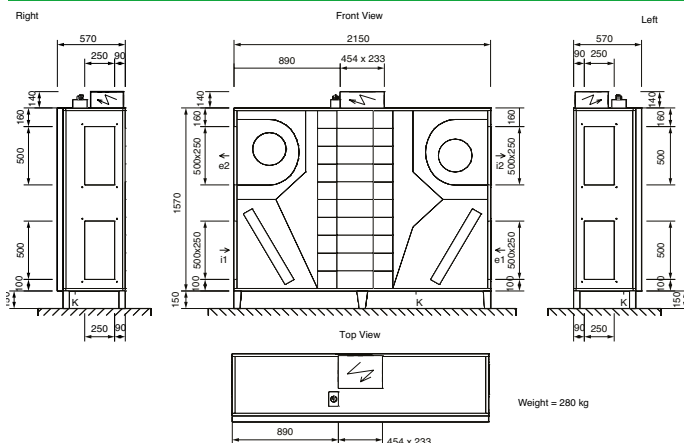
#### Supply

Description	t [°C]	rh [%]
e1 Outdoor Air	22.0	35
e2 Supply Air	25.0	29

#### Exhaust

Description	t [°C]	rh [%]
i1 Extract Air	26.0	50
i2 Exhaust Air	23.0	61

## DIMENSIONS



Connections	Type	Diameter	Accessories
e1	Outdoor Air	500 x 250 mm	Shut-off Damper, Flexible Connector
e2	Supply Air	500 x 250 mm	Flexible Connector
i1	Extract Air	500 x 250 mm	Flexible Connector
i2	Exhaust Air	500 x 250 mm	Flexible Connector
K	Condensate Outlet	Ø 21 mm	Condensate Trap

## ACCESSORIES

See Duplexvent accessories pages for more details.

\* The above figures are example performance measurements. Please use the Duplexvent Selection Software to calculate measurements at other performance levels.

Call: 01494 525252

Visit: [airflow.com](http://airflow.com)



**Airflow Developments Limited**  
Aidelle House, Lancaster Road,  
Cressex Business Park,  
High Wycombe, Buckinghamshire,  
United Kingdom, HP12 3QP

E-mail: [info@airflow.com](mailto:info@airflow.com)  
Telephone: +44 (0) 1494 525252

[airflow.com](http://airflow.com)

© Airflow Developments Limited. Airflow Developments Limited reserve the right, in the interests of continuous development, to alter specifications without prior notice. All orders are accepted subject to our conditions of sale which are available on request



80000672 - Issue 2 12/22